

SUBSTANCE USE DISORDER

Epidemiology



MUDr. Jiří Švarc, Ph.D.

Psychiatric hospital Bohnice

IPVZ

Disorders caused by use of

- F10 Alcohol
- F11 Opioids
- F12 Cannabinoids
- F13 Sedative, Hypnotic & Anxiolytic Subst.
- F14 Cocain
- F15 Psychostimulans
- F16 Halucinogens
- F17 Tobacco
- F18 Organic Dis/Solvents
- F19 More Substances

Disorders

- Acute intoxication
- Harmful use
- Dependence Syndrom
- Withdrawal Syndrom (incl. delirium)
- Psychotic Disorder
- Amnestic syndrom
- Residual Disorders (e.g. demence)

Epidemiology

Incidence – 4.000 new problem users in CR/yr

Prevalence

Illicit drugs - 6% population of USA

Alcohol - 14 % population of USA

Drug policy

- how society perceive the drug use(r)
 - who is considered to be expert for solution
 - what solution is proposed
-
- structural (*macro-level*)
 - community (*mezzo-level*)
 - individual (*micro-level*)

Politician promotion – misuse of drug problem

Prevention

Intervention – action decreasing harm.

Prevention

- **Primar - prevent use or put behind or use without risk**
- **Secondary decreasing demand or number of users.**
- **Terciar – minimalisation of risks (Harm reduction).**

Harm reduction

- risk reduction/minimisation
- International Harm Reduction Association
2002
- established in EU (EMCDDA 2000)

- Prohibicionists - offer reduction – elimination of drugs
- Reductionists - demand reduction - elimination of users
- Minimalisation of risks – harm reduction - elimination of harms

5 K I = 5 KEY INDICATORS of the drug epidemiology

- 1. Demand for the Treatment**
- 2. Population Inquiry (*ESPAD*)**
- 3. Evaluation of the Drug Use**
(Sofisticated Statistic Estimation of the Prevalence of the Problematic Drug Use)
- 4. Infectious Diseases in Population of the Drug Users (*HIV, VHB, VHC*)**
- 5. Mortality in Consequence of Drug Use**

Cannabis

- Europe's most consumed illicit drug. Around 12.5 million European adults have used it in the past 30 days.
- Lifetime prevalence: at least 71 million (22 % of European adults)
- Last year use: about 23 million European adults or one-third of lifetime users
- Last month use: over 12 million Europeans
- Country variation in last year use:
- Overall range 0.8 % to 11.2 %

Amphetamines

- The second most commonly used illicit substance in many European countries is some form of synthetic drug.
- Lifetime prevalence: almost 11 million (3.3 % of European adults)
- Last year use: around 2 million or one-fifth of lifetime users
- Last month use: less than 1 million
- Country variation in last year use:
- Overall range 0.0 % to 1.3 %

Cocaine

- Cocaine use is now a major issue for European drug policy: about 3.5 million young Europeans have used it in the last year.
- Lifetime prevalence: at least 12 million (3.6 % of European adults)
- Last year use: 4 million European adults or one-third of lifetime users
- Last month use: around 2 million
- Country variation in last year use:
- Overall range 0.1 % to 3.0 %

Opioids

- In many countries, opioids, mainly heroin, remain the principal drug for which drug users seek treatment
- Problem opioid use: between one and six cases per 1 000 adult population
- In 2005–06, drug-induced deaths accounted for 3.5 % of all deaths of Europeans 15–39 years old, with opioids being found in around 70 % of them
- Principal drug in around 50 % of all drug treatment requests
- More than 600 000 opioid users received substitution treatment in 2006

Ecstasy

- Lifetime prevalence: about 9.5 million (2.8% of European adults)
- Last year use: over 2.6 million or one-third of lifetime users
- Last month use: more than 1 million
- Country variation in last year use:
- Overall range 0.2 % to 3.5 %

- EU action plan on drugs (2005–08)
- EU strategy on drugs (2005–12).
- Green Paper
- **National drug strategies**
- New drug action plans

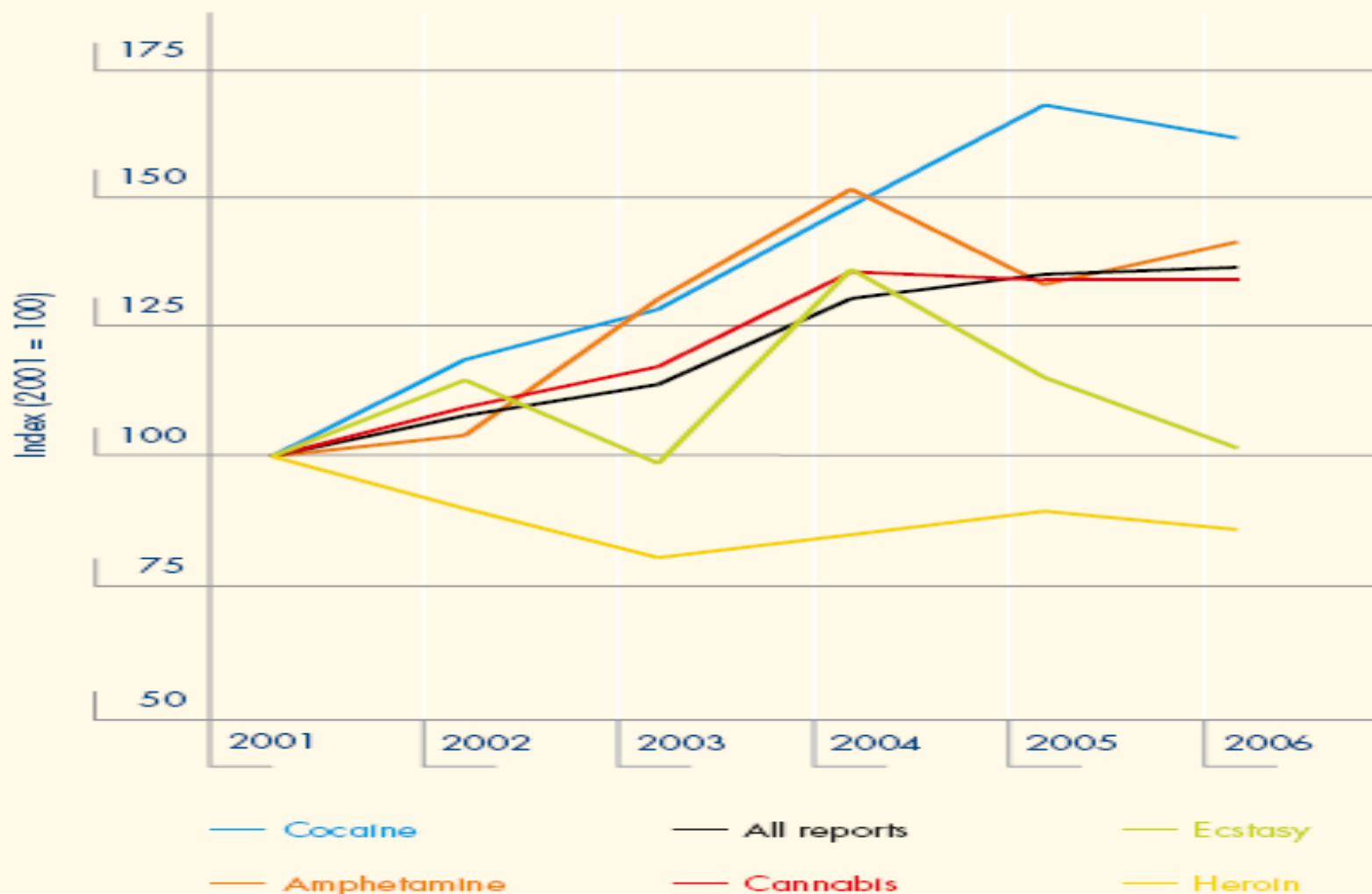
- Vulnerable groups

Drug-labelled public expenditure (1) by selected EU Member States

Country	Labelled expenditures reported by government sector (EUR)				Total as a proportion of total public expenditure (2) (%)
	Central	Regional	Local	Total	
	Czech Republic	12 821 000	3 349 000	1 699 000	
Ireland (3)	214 687 000	–	–	214 687 000	0.39
Poland	68 476 000	644 000	13 253 000	82 373 000	0.08
Portugal	75 195 175	–	–	75 195 175	0.11

- **Reports on the social cost of drug use**
- **Development of national legislation**
- **Alternatives to punishment**
- **Drug-related crime**

Indexed trends in reports for drug law offences in EU Member States, 2001–06



- **Responding to drug problems in Europe**
- **Improving the monitoring of drug supply reduction**
- **Selective prevention**
- **Indicated prevention**
- **universal prevention,**
- **Efficacy and risks of interventions**
- **Treatment**
- **Organisation**
- **Provision**
- **Harm reduction**
- **Social reintegration**
- **Health and social responses in prison**
- **Recent legislation on drug treatment in prison**
- **Drug use**

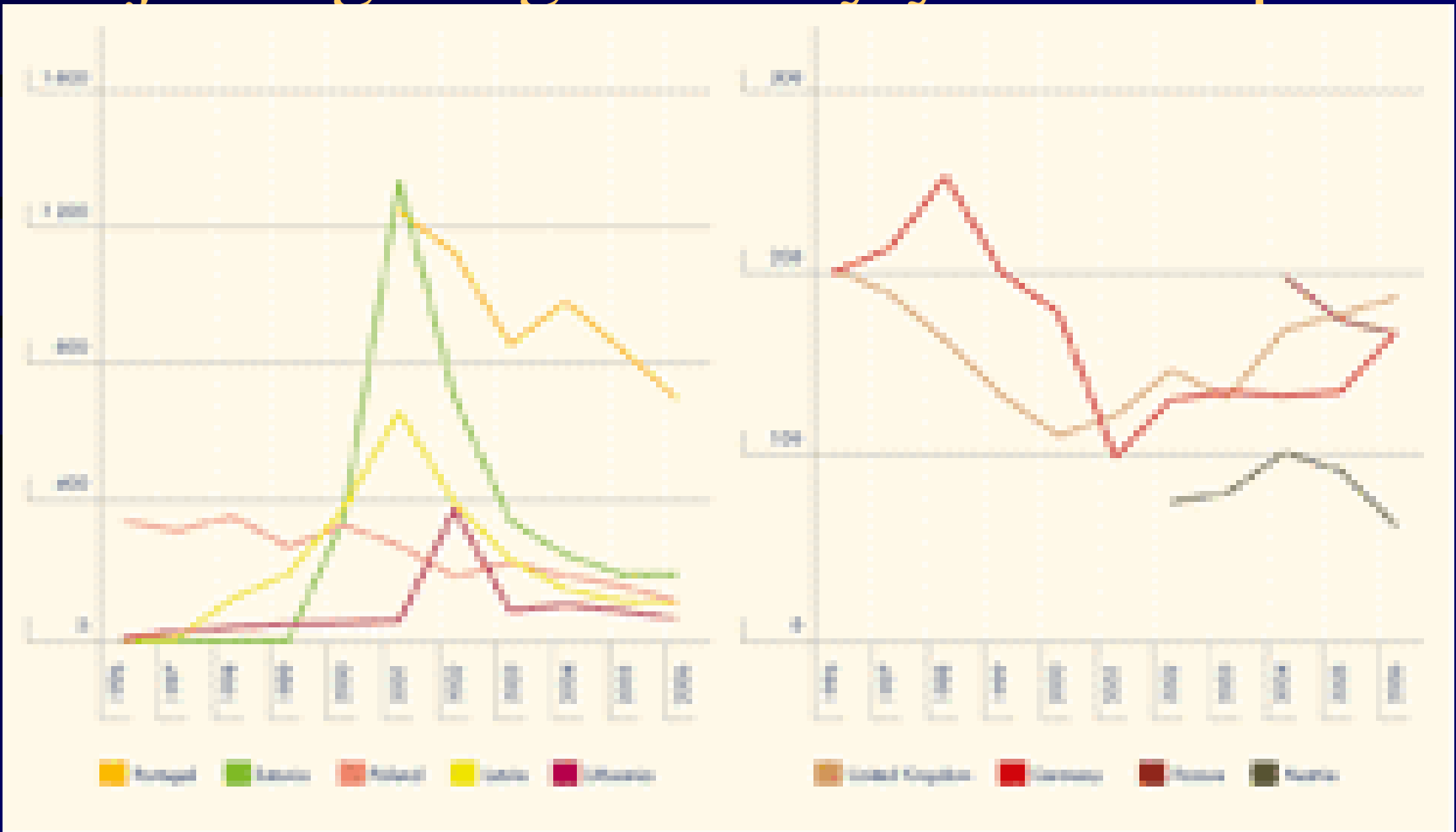
New drugs and emerging trends

- **Internet — a marketplace for psychoactive substances**
- **Internet study methodology**
- **Online shops**
- selling psychoactive alternatives
- ('legal highs' or 'herbal highs') *e.g. Salvia divinorum*, kratom (*Mitragyna speciosa*), Hawaiian baby woodrose (*Argyreia nervosa*), morning glory (*Ipomoea violacea*)
- hallucinogenic mushrooms
- 'party pills'
- semi-synthetic and synthetic substances.
- **GHB and its precursor gamma-butyrolactone (GBL)**
- gamma-hydroxybutyric acid (GHB) has been under surveillance since 2000

Drug-related infectious diseases and drug-related deaths

- HIV and hepatitis B and C
- hepatitis A,
- sexually transmitted diseases,
- tuberculosis,
- tetanus,
- botulism
- human T-lymphotropic virus .

Absolute number of newly diagnosed HIV infections among injecting drug users by year of report



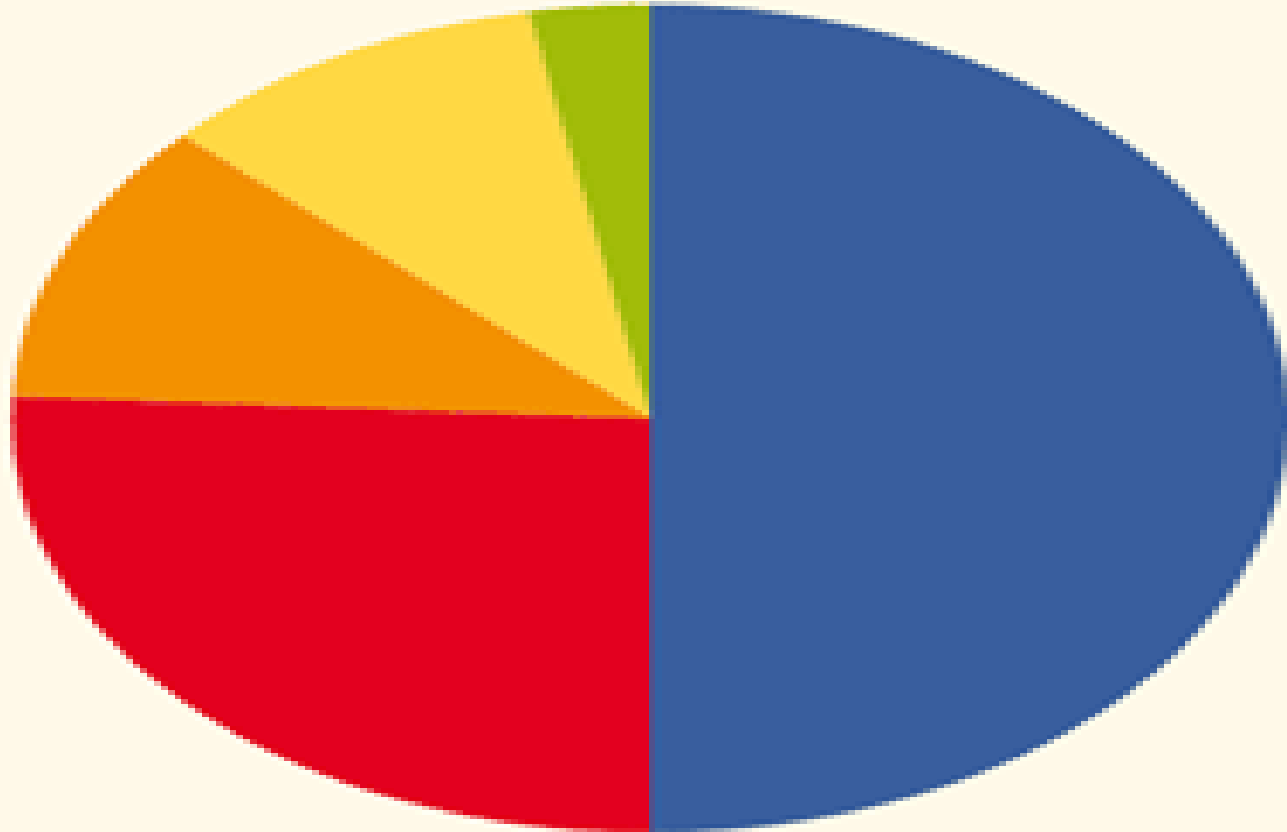
- Recent HIV epidemic in Estonia and Latvia
- In the two largest countries, Russia and Ukraine, the number of newly diagnosed cases is high and still increasing. In 2006, newly diagnosed infections related to injecting drug use were estimated at over 11 000 in Russia and 7 000 in Ukraine (78.6 and 152.9 new cases per million, respectively).
- **Hepatitis B vaccination among drug users**

Drug-induced deaths

- Deaths related to opioids
- *Heroin*
- Deaths related to substitution treatment
- *Methadone and buprenorphine*
- *Fentanyl*
- Deaths related to other drugs (cocaine).

- Deaths indirectly related to drug use
- AIDS deaths
- Suicide
- Reducing drug-related deaths
- Elevated risk of drug-induced death on completion of prison sentences or treatment

Known causes of death among a cohort of drug users in Norway



■ Drug overdose

■ Disease

■ Suicide

■ Trauma

■ Alcohol poisoning

Mortality rates among all adults (15–64 years) due to drug-induced deaths

